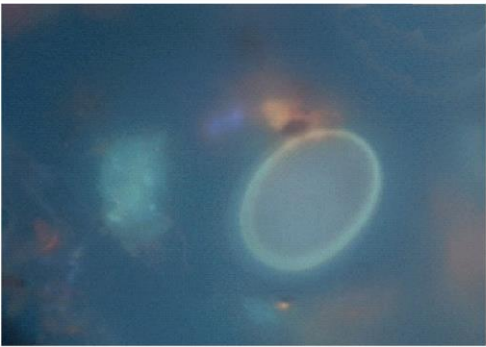
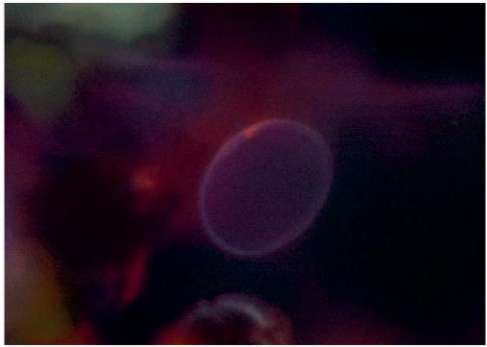
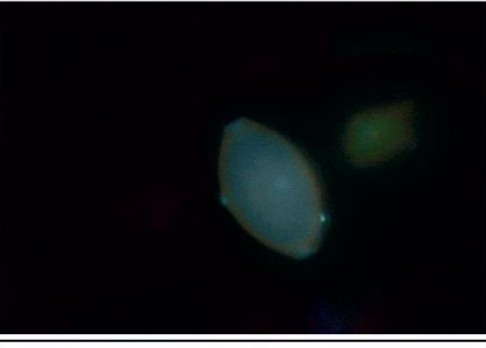



Figure 2. Eggs of *Ascaris* spp., *Toxocara* spp. and *Trichuris* spp., isolated from experimentally enriched sewage sludge, stained by LIVE/DEAD kit.

	Live eggs	Dead eggs
<i>Ascaris</i>		
<i>Trichuris</i>		
<i>Toxocara</i>	